







Bolt-on Temperature Sensors

	Dimensions W x L x T (max.)	Temp. range	Element options	Case material	Leadwire	Model
	0.50 x 1.00 x 0.188" (12.7 x 25.4 x 4.8 mm) w/ 0.161" (4.1 mm) diameter hole	-70 to 500°C (-94 to 932°F)	PD, PF, PW	Stainless steel	AWG 22, Mica-glass insulated	S101730
	0.29 x 1.25 x 0.188" (7.4 x 31.8 x 4.8 mm) with 0.161" (4.1 mm) hole	-70 to 500°C (-94 to 932°F)	PD, PF, PW	Stainless steel	AWG 22, Mica-glass insulated	S101731
	0.265" (6.7 mm) ID ring lug	-50 to 260°C (-58 to 500°F)	PD, PE, PF, NB	Nickel plated copper	2 lead: AWG 24, 3 lead: AWG 26, PTFE insulated	S101732
	0.50 x 0.375 x 0.188" (12.7 x 9.5 x 4.8 mm) with 0.166" (4.2 mm) hole	-50 to 260°C (-58 to 500°F)	PD, PE, PF, NB	Stainless steel	2 lead: AWG 24, 3 lead: AWG 26, PTFE insulated with SS braid cover	S101733
	1/4 - 20 x 3/8" long thread with 7/16" hex head	-50 to 260°C (-58 to 500°F)	PD, PE, PF, NB	Stainless steel		S101734
	M6 x 1 thread, 10 mm long, with 10 mm hex					S101797

Overview

Bolt-on temperature sensors are designed for easy installation in industrial and commercial environments. The sensors can be mounted on machines, against process pipes, or embedded directly into a machined part. Threaded fasteners install in seconds and can be easily removed for installation at another location.

These sensors are ideal for process control measurements, test and verification of existing systems, and retrofitting existing machines. Standard designs allow prototyping without high setup costs, while significant discounts are available for large quantities.

Standard platinum and nickel RTD elements provide stable and reliable output compatible with most control and monitoring systems. Physically interchangeable designs allow you to easily customize your installation to different instrumentation. Minco can also provide custom RTD, thermistor or thermocouple elements in these packages, or specialized case designs to meet your application needs.

- Removable and reusable
- Wide temperature range
- Configurations to fit most applications
- Standard 100 Ω platinum, 1000 Ω platinum and 100 Ω nickel elements

Specification and order options

S101732	Model number from table
PD	Element code from table
3	Number of leads: 2 or 3: 2 leads not recommended for PD models
S	Leadwire covering: G = Mica-glass (S101730 and S101731) T = PTFE (S100722, S101732, S101733, S101734, and S101797) S = Stainless steel braid over PTFE insulated leads (S100722, S101732, S101733, S101734, and S101797)
40	Leadwire length (inches): 40" (1000 mm) standard
S101732PD3S40 = Sample part number	

Specifications

Time constant: Less than 10 seconds in moving water.

Insulation resistance: 10 megohms minimum at 100 VDC, leads to case.

Vibration: Withstands 10 to 2000 Hz at 20 G's minimum per MIL-STD-202, Method 204, test condition D.

Element specifications*	Code
Platinum (0.00385 TCR) (EN60751, Class B)	100 Ω ±0.12% at 0°C PD
Platinum (0.00385 TCR)	100 Ω ±0.36% at 0°C PE
Platinum (0.00385 TCR)	1000 Ω ±0.12% at 0°C PF
Platinum (0.00375 TCR)	1000 Ω ±0.12% at 0°C PW
Nickel 0.00618 TCR) (DIN43760 NI100, Class B)	100 Ω ±0.22% at 0°C NB

*See descriptions for element options on each model.



STOCKED PARTS AVAILABLE

Specifications subject to change