

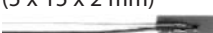
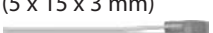
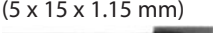

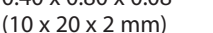
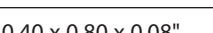


# Thermal-Tab™ Sensors

Install these compact sensors anywhere for accurate point sensing and fast response. All Thermal-Tab modules use a thin-film RTD element.

- Fast response surface sensing in aerospace, medical and industrial devices
- Rugged lamination construction
- Polyimide, silicone rubber or Mylar™ insulation
- All models are RoHS compliant

## Thermal-Tab Specifications

Dimensions W x L x T <sub>max</sub>	Element options	Insulation	Temperature range	Leadwires	Time constant*	Features	Model
0.20 x 0.50 x 0.08" (5 x 12 x 2 mm) 	PD, PF, PW	Polyimide with elastomer cover coat	-50 to 155°C -58 to 311°F	AWG 26, PTFE insulated	0.8 sec.	Stocked for immediate shipment	S665
0.20 x 0.60 x 0.08" (5 x 15 x 2 mm) 	PD, PF, PW, PS, NB, NA, NJ	Polyimide	-50 to 200°C -58 to 392°F	AWG 26, PTFE or polyimide insulated	1.0 sec.	Platinum models in stock	S17624
0.20 x 0.60 x 0.08" (5 x 15 x 2 mm) 	PD, PF, PW, PS	Polyimide film	-50 to 260°C -58 to 500°F	AWG 26, PTFE or polyimide insulated	0.4 sec.	Highest temperature capability	S100820
0.20 x 0.60 x 0.12" (5 x 15 x 3 mm) 	PD, PF, PW	Silicone rubber with elastomer cover and foil backing	-50 to 155°C -58 to 311°F	AWG 24, Silicone insulated	1.3 sec.	Waterproof; suitable for continuous immersion	S667
0.20 x 0.60 x 0.045" (5 x 15 x 1.15 mm) 	PD, PF, PW	Polyimide film	-50 to 200°C -58 to 392°F	AWG 26, PTFE or polyimide insulated	0.6 sec.	Thinnest profile	S100725
0.30 x 0.60 x 0.10" (7 x 15 x 2.5 mm) 	PD, PF, PW, PS, NB, NA, NJ	Polyimide film	-50 to 200°C -58 to 392°F	AWG 22, PTFE or polyimide insulated	1.2 sec.	Heavier leadwire for applications requiring ruggedized design	S100724
0.40 x 0.80 x 0.08" (10 x 20 x 2 mm) 	PD, PF, PW, PS, NB, NA, NJ	Polyimide film	-50 to 200°C -58 to 392°F	AWG 26, PTFE or polyimide insulated	0.9 sec.	Larger surface area for easier handling and maximum adhesive bond	S100723
0.40 x 0.80 x 0.08" (10 x 20 x 2 mm) 	PD, PF, PW, PS, NB, NA, NJ	Silicone rubber	-50 to 220°C -58 to 428°F	AWG 26, PTFE or polyimide insulated	1.5 sec.	High temperature rating, available with wide range of element options	S100721

## Specifications, continued

Leadwire insulation codes	
S651, S665, S667	Leave blank
S17624, S100721, S100723, S100724, S100725, S100820	T = PTFE insulated wires      K = Polyimide insulated wires



**STOCKED PARTS AVAILABLE**

*Specifications subject to change*

# Thermistor Thermal-Tab™

## Overview

Model TS665 and TS667 offer extremely sensitive NTC thermistors for applications with small temperature changes. Model TS667 also features waterproof construction, making it suitable for continuous immersion.

## Specifications

Dimensions W x L x T <sub>max</sub>	Element options	Insulation	Temp. range	Leadwires	Time constant	Feature	Model
0.20 x 0.47 x 0.079" (5.0 x 12.0 x 2.0 mm)	TF, TK	Polyimide with elastomer cover coat	-50 to 125°C (-58 to 257°F)	AWG 26, PTFE insulated	0.8 sec.	Small, low-cost	TS665
0.20 x 0.60 x 0.118" (5.0 x 15.2 x 3.0 mm)		Silicone rubber with elastomer cover and foil backing		AWG 24, Silicone insulated	1.3 sec.	Waterproof, suitable for continuous immersion	TS667

Notes: T<sub>max</sub> is measured over the lead bulge. TS665 is suitable for the CT325 temperature controller (page 5-20). \*Time constant is in water at 1 m/sec.

## Sensing elements

Sensing element specifications**	Code
NTC thermistor 50k Ω ±1% at 25°C	TF
NTC thermistor 10k Ω ±1% at 25°C	TK

\*\* See table above for element options on each model.

## Specification and order options

TS665	Model number from table
TF	Sensing element from table
Y	Number of leads: Y = 2 leads
40	Lead length in inches: 40" stocked, 60" max.
A	Adhesive backing: A = No adhesive B = Pressure-sensitive adhesive (PSA)
C	Compliance: C = RoHS compliant
TS665TFY40AC = Sample part number	

Note: PSA reduces temp. range to -20 to 177°C (-4 to 350°F) and adds 0.005" (0.1 mm) to thickness.



**STOCKED PARTS AVAILABLE**